


Contracts and Grants SPX System Reporting

IRAP Learning & Knowledge Sharing

8/21/2017

Agenda

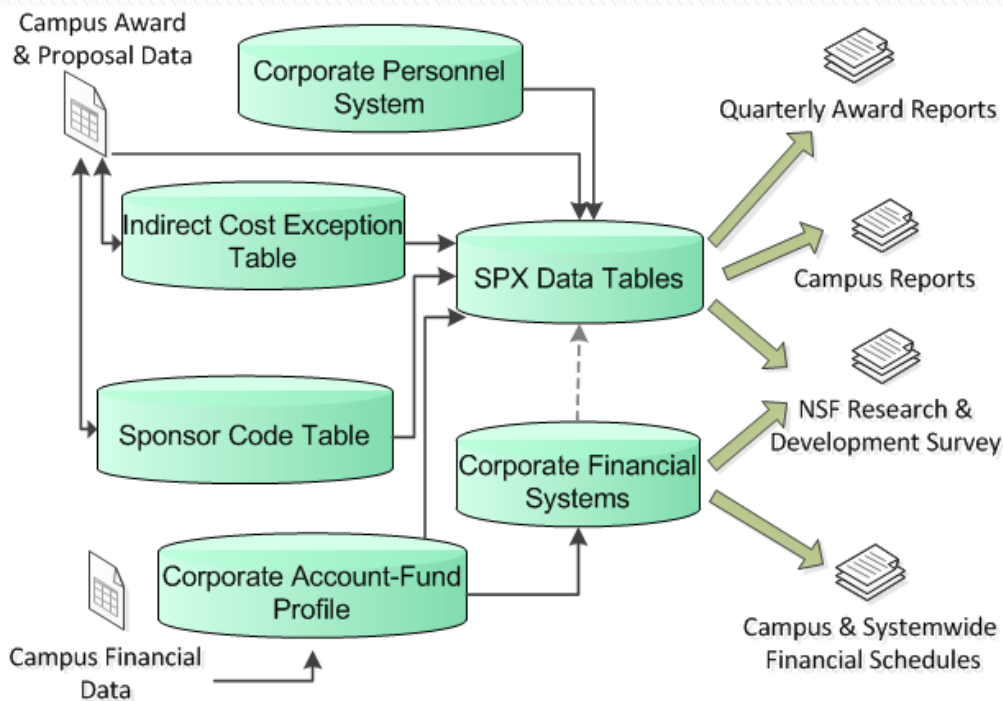
- C&G system background
 - Data system workflow
 - Data sources – submissions vs. lookups
 - Data element types
 - Reporting environments
 - Introduction to Cognos Workspace Advanced
 - Hands on exercises
 - By year, by campus, sponsor category, project type
 - Lists and crosstabs
 - Flow-through reports
 - Counts
 - Caveats
- 

C&G System Background

- SPX system—award and proposal data from campuses, labs, ANR and OP
 - Historic data from legacy CGX system from 2001 (awards) and 2006 (proposals) through Q215
 - Some pre-2001 legacy data for long-term awards that were active when CGX was ported from previous system
 - Incremental data since Q315 adds elements to move towards better integration with other systems
- Currently 371,000 proposal records, 30K/YR
- Currently 530,000 award records, 33K/YR

Research Data Systems

Constructing SPX Data Tables



- Validate sponsor code, indirect cost exception, account, fund, and employee ID
- Incorporate metadata from sponsor table and account-fund profile
- Tables and data mart for reporting

SPX Data Elements from Campuses

- ▶ Quarterly award and proposal files from 13 reporting locations
- ▶ File specifications:
http://researchmemos.ucop.edu/index.php/site/memoDetail/memo_id/RPAC-12-05

SPX - Proposal File Header Record Description

Contracts
& Grants
System

SPX

Proposal File Header Record Description

Position	Header	Length	Changed	Field Format
1	Proposal File Code	1		Alphanumeric (Index: 'Y')
2-3	UC Locations Code 1 - Office Location	2		Alphanumeric
4	Header Record Indicator	1		Alphanumeric
5-34	Literal	28		Alphanumeric (Index: 'HEADER SP DATA FORD')
35	Fiscal Division Code - UC	1		Alphanumeric
36-37	Fiscal Year - UC	2		Alphanumeric
38-42	Filter	5		Blank
43-44	File Location Base	2		Alphanumeric
45-999	Unused	953	C	Blank
Total Record Length		600		

This page last updated on September 25, 2012

1 - 04/10/2012


SPX Data

Retrieved from Corporate Systems

- Sponsor data (and originator sponsor data)
 - Name, agency (type), sub-agency, category, foreign country
- Account data
 - Account group code, NSF discipline code, UAS discipline code, UAS structure code, ORG level
- Fund data
 - Fund group code, IDC rate and base, on/off campus code, federal flow-through code, sponsor code and category
- Indirect Cost and Personnel data
 - Lookups for validation, no data retrieved

SPX – Financial System Links


Match Rates

- Account–fund lookup for awards and proposals >95% match
 - Metadata for awards and proposals is largely complete
 - For expenditures, the reverse lookup of account and fund to award system is ~67%
- 


SPX Data Tables

- Two sets of tables
 - BI (Business Intelligence) star schema
 - Data marts for proposals and awards derived from star schema
- Star preserves data elements at time of reporting
- Data mart contains only latest values for each quarterly record
 - This applies correction retroactively but revises history
 - Example of Genentech: parent sponsor code, Hoffman–La Roche, appears in all datamart records (latest value)
 - Star schema shows parent starting 2009
- *Data mart report values change categories slightly each quarter, but not quarterly location totals*

Cognos Advanced Workspace

- Interactive, drag-and-drop reporting system
 - Browser-based, no VPN, install or license
 - Deep application, but easy to get started
 1. Go to data.ucop.edu
 2. Select “Sign-in to Cognos”
 3. Enter Windows credentials
 4. Change preferences to show hidden folders
 5. Click Launch (upper right of toolbar)
 6. Select “Cognos Workspace Advanced”
 7. Select Authoring Tools/Contracts and Grants_CQM
 8. Select “Create New” or “Open Existing”
 9. Select List or Crosstab/OK
 10. Open Presentation Layer and select datamart
- 

Data Mart Exercises

- Awards by UC Fiscal Year
 - Include campus and crosstab
 - Sponsor category
 - Project type and threshold filters
 - Unit record data
 - Exporting data to Excel format (caveats)
 - Flow-through reporting using combined filters (advanced)
 - Counts and functions in the Toolbox (time permitting)
- 

Data Hitches and Glitches

- Can only report on one datamart at a time
- Historic data doesn't include Originator Sponsor, Proposal ID, Project ID, IDC Exception, etc.
- Fixable data problems
 - IDC rate from Fund table is missing decimal (*10) and currently cumulates (not latest value)
 - Fund Sponsor code is OK but sponsor category code is blank
 - Davis Q311 proposals are missing and duplicates
 - UCLA proposals under-reported 2011-12
 - LBNL duplicate proposals Q117 and Q217
 - Berkeley Q315 PI names scrambled
 - Inconsistent Employee ID lookup and assignment for all incremental data (Q315-present)



**QUESTIONS?
COMMENTS?**