University of California Tableau User Group (TUG)

Hosted By:

UC Office of the President

Procurement Services / Analytics & Reporting

07-14-17

Agenda

- ❑ Welcome & Introductions
- ❑ Analytics & Reporting (Tim Loomas)
- ❑ Announcements:
  - ❖ Tableau Conference 2017
- ❑ Product Demonstrations:
  - ❖ Data Validation / Control Charts (Neil Kronenthal)
  - ❖ Supplier Reporting (Jacquelyn Johnson)
  - ❖ IT Peripherals Program (Neil Kronenthal)
- ❑ Questions
- ❑ Next Meeting

Analytics & Reporting

- UCOP Procurement Services Analytics Team
  - Who are we?
  - What do we do?
  - How do we use Tableau?

- Where are we going?
  - Data
  - Visualizations

TC 17 - Mandalay Bay Hotel / Las Vegas

- Higher Education Discount = $500 for a best rate of $1,095
- Enter code "**EDUVEGASTC17"** to receive best rate
- Register @ http://tc17.tableau.com/

Spend Analytics Data Quality / Control Charts

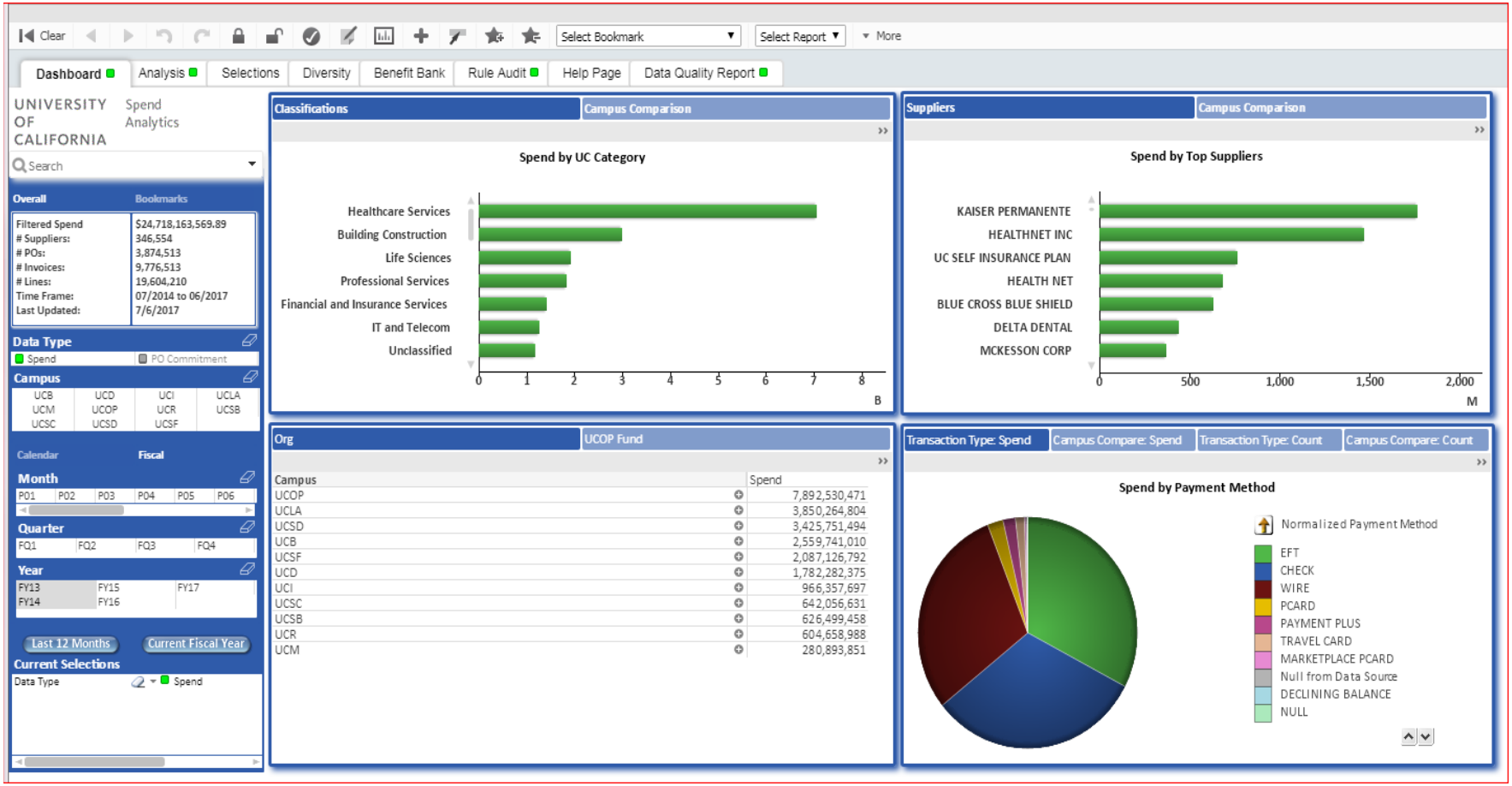

Supplier Reporting

UC Supplier Spend Dashboard (Campuses, Med Centers & LBNL)

Fiscal Year:1	Total Supplier Spend	Total Supplier Incentives	Total of Green & Sustainability Spend	% of Green Sustainability Spend
2017	$229,144,298	$5,042,009	$64,498,619	28.15%

Select Campus Location: (All)

Fiscal Year: 2017

Supplier Short Name1: (All)

COE/Non-COE1: (All)

Supplier Annual Spend & Incentive By Group

Commodity Group1	Supplier Short Name1	Total Supplier Spend	Total Supplier Incentives
Computer Peripheral..	CDW-G	12,950,016	372,828
Financial and Insura..	Bank of America Merchant S..	9,848,419	0
Industrial Tools & H..	Grainger	7,297,584	145,952
IT	Oracle USA, Inc.	1,283,339	0
Janitorial Supplies/E..	Waxie	4,875,790	97,515
Lab, Surgical/ Supplies/Equipment/ Chemical Products	Fisher Lab Equipment	41,636,092	992,355
	Life Sciences Solutions aka ..	14,144,000	0
	Sigma-Aldrich	2,093,714	30,690
	VWR	15,406,658	388,622
Mail/Freight	FedEx	5,226,510	108,648
Office Supplies/ Fur..	OfficeMax - 002	17,352,679	645,864
Printers/Copier/Fax/..	Dell PCs - 260	24,854,577	1,136,896
Professional	Experis aka Comsys	4,605,899	92,118
Software/Hardware Servers	CISCO	12,105,642	0
	SHI (Other)	9,801,667	0
Travel	American Airlines	13,624,943	0
	Marriott	3,466,181	0
	Southwest Airlines	2,807,547	0
Wood Case, Office F..	Steelcase	25,763,040	1,030,522
Grand Total		229,144,298	5,042,009

Ranking by Sustainability Vendors

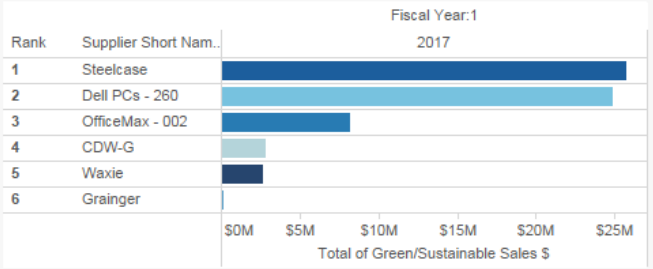

% of Green To Total Spend (Rank)

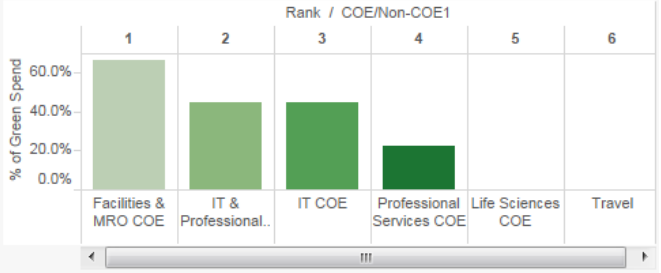

IT Peripherals Program

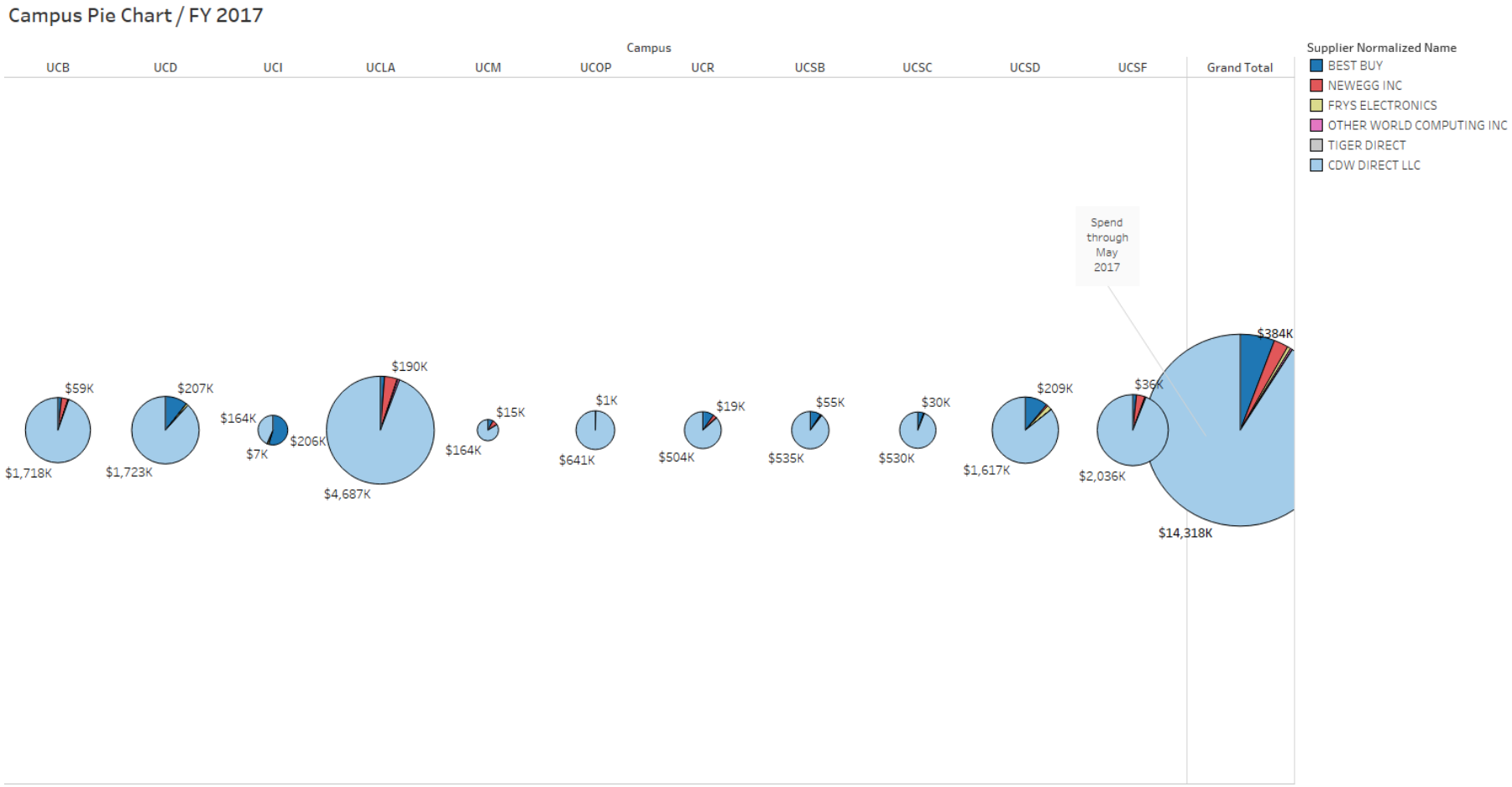

uctug