



# University of California Tableau User Group (UC TUG)

**PRESENTATIONS BY:**

**UCD, UCSF & TABLEAU**

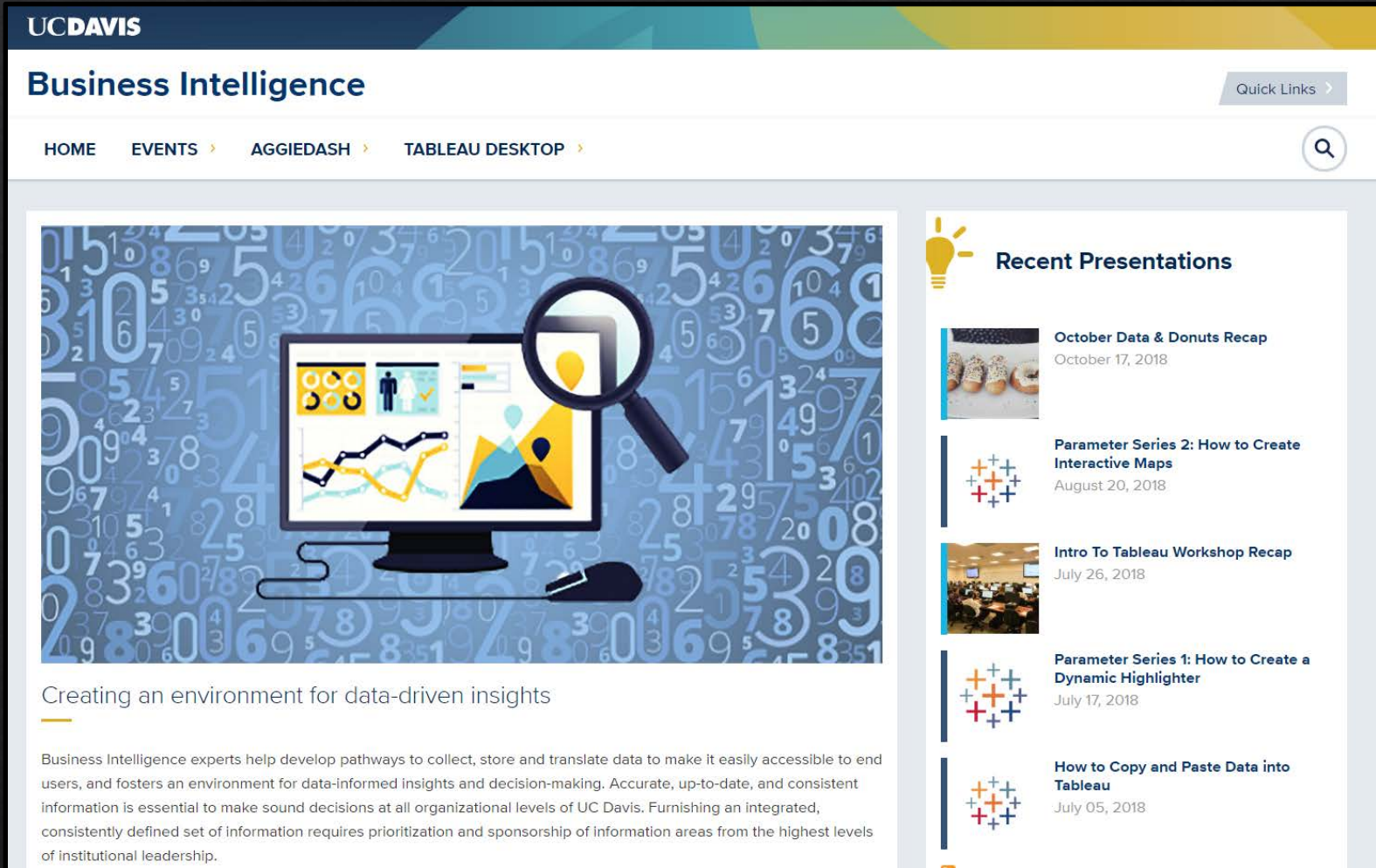
**DECEMBER 14, 2018**

# Agenda

- ◇ The UC Davis Data Portal (**20 minutes**)
- ◇ Tableau Proof of Concepts by UC San Francisco – Gregory Hall (**15 minutes**)
- ◇ Tableau Natural Language Processing by Tableau– Dave Taylor (**15 minutes**)
- ◇ UC TUG Schedule for 2019 (**1 minute**)
- ◇ Call for Regular Hosts/Presenters (**1 minute**)
- ◇ Q & A (**7 minutes**)
- ◇ Next Meeting (**1 minute**)

# UC Davis Data Portal

<https://businessintelligence.ucdavis.edu/>

A screenshot of the UC Davis Business Intelligence website. The header includes the UC Davis logo and the page title "Business Intelligence". A navigation menu contains links for HOME, EVENTS, AGGIEDASH, and TABLEAU DESKTOP. A search icon is located on the right. The main content area features a large graphic of a computer monitor displaying data charts, with a magnifying glass over it, set against a background of numbers. Below this graphic is a section titled "Creating an environment for data-driven insights" with a short paragraph of text. To the right is a "Recent Presentations" section with a lightbulb icon, listing four presentations with their titles and dates: "October Data & Donuts Recap" (Oct 17, 2018), "Parameter Series 2: How to Create Interactive Maps" (Aug 20, 2018), "Intro To Tableau Workshop Recap" (July 26, 2018), and "Parameter Series 1: How to Create a Dynamic Highlighter" (July 17, 2018). A fifth presentation, "How to Copy and Paste Data into Tableau" (July 05, 2018), is partially visible at the bottom.

## Integrating Tableau on Website

- ◆ Using Tableau's JavaScript API to integrate Tableau Dashboards on Website.
- ◆ Selecting multiple items from Dashboard to drill down to other Dashboards, Resources, or to update Database.
- ◆ Filtering Dashboards from buttons outside of the Tableau Dashboard.

# Resources

◇ Tableau Javascript API Tutorial:

◇ [https://onlinehelp.tableau.com/samples/en-us/js\\_api/tutorial.htm](https://onlinehelp.tableau.com/samples/en-us/js_api/tutorial.htm)


◇ Our Tableau Proof of Concepts Video:

◇ <https://www.youtube.com/watch?v=IxwmL7L1ePo&t=772s>

◇ Feedback, Please email James Joves (my manager) or Gregory Hall:

◇ [James.Joves@ucsf.edu](mailto:James.Joves@ucsf.edu), [Gregory.Hall@ucsf.edu](mailto:Gregory.Hall@ucsf.edu)

# TC2018 New Orleans

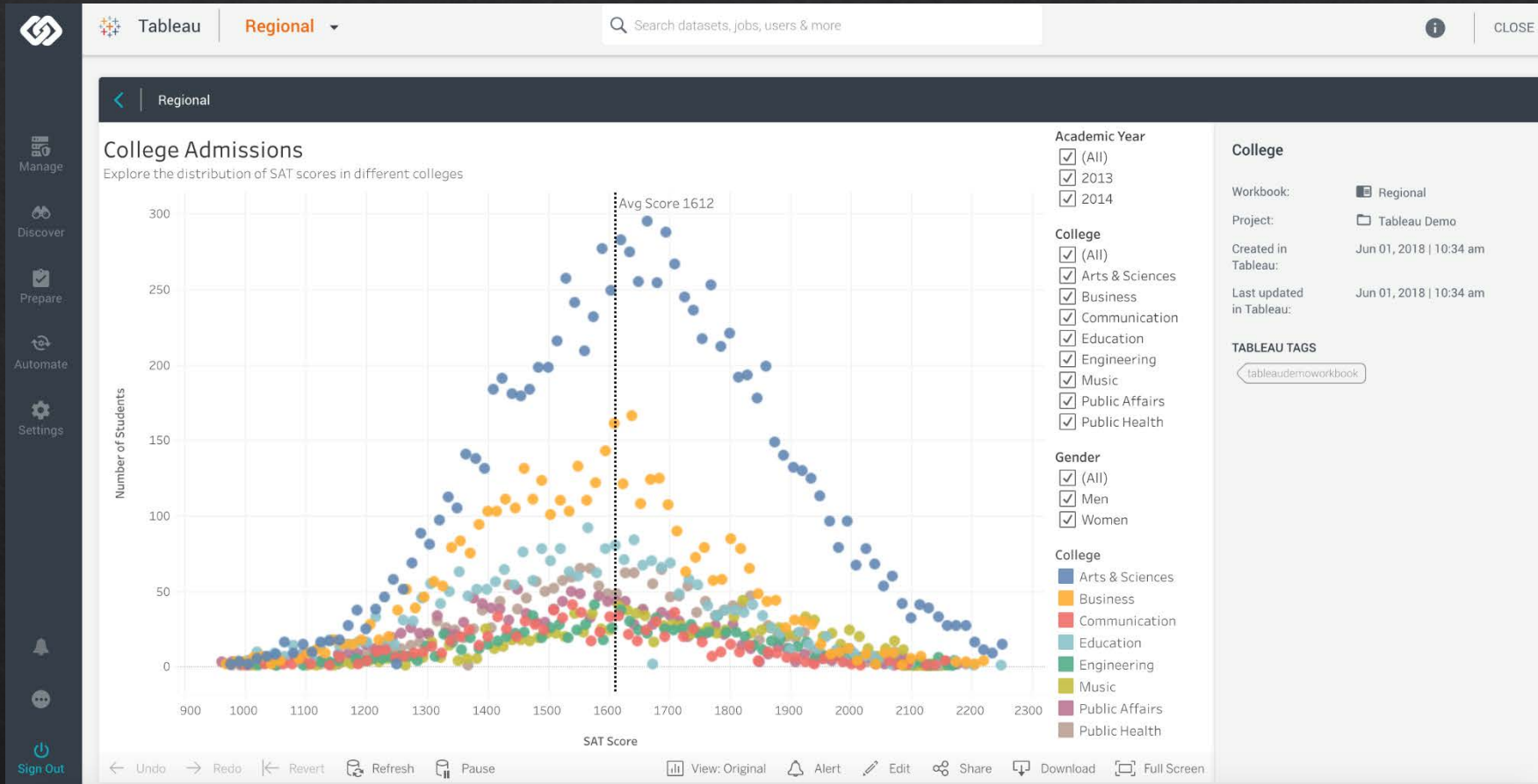




uctug

# Bringing the Power of NLP to Tableau

<https://youtu.be/MSi79DHqWvM>









# Next Meeting

◇ January 11, 2018